

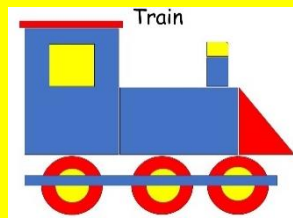
KS3 -4 Home Learning Activities– AUTUMN TERM Week 3

Theme: Homes and Habitats

	Monday	Tuesday	Wednesday	Thursday	Friday
<p><b>English</b> Focus Text for the week:</p> <p>The Wild Woods by Simon James <a href="https://www.youtube.com/watch?v=Je367cVKOYQ">https://www.youtube.com/watch?v=Je367cVKOYQ</a></p>	<p><b>Letter of the Day: K</b> <a href="https://www.youtube.com/watch?v=j_LNrXd7Jx8">https://www.youtube.com/watch?v=j_LNrXd7Jx8</a></p> <p><b>Shared / Guided Reading:</b> Read the book to find out who went for a walk in the woods.</p> <p><b>Independent Writing:</b> Find an illustration of that person and write about what they look like.</p>	<p><b>Letter of the Day: L</b> <a href="https://www.youtube.com/watch?v=T4YvWb0WMRQ">https://www.youtube.com/watch?v=T4YvWb0WMRQ</a></p> <p><b>Shared / Guided Reading:</b> Read the book to find out what animals Jess and Grandpa saw on their walk.</p> <p><b>Independent Writing:</b> Write a list of the animals you saw in the book. Are there any other animals you would like to bump into in the woods?</p>	<p><b>Letter of the Day: M</b> <a href="https://www.youtube.com/watch?v=YiK7ILOkqd0">https://www.youtube.com/watch?v=YiK7ILOkqd0</a></p> <p><b>Shared/Guided Reading:</b> Read the book to find out what animals need.</p> <p><b>Independent Writing:</b> Choose your favourite animal from the story. Write a shopping list of items you would need to buy to look after that animal.</p>	<p><b>Letter of the Day: N</b> <a href="https://www.youtube.com/watch?v=hC xv2ZPU3vg">https://www.youtube.com/watch?v=hC xv2ZPU3vg</a></p> <p><b>Shared/Guided Reading:</b> Read the book to find out why you cannot take some animals home.</p> <p><b>Independent writing:</b> Make a poster for a missing animal. Write what it looks like and where you might find it.</p>	<p><b>Letter of the Day: O</b> <a href="https://www.youtube.com/watch?v=-EgEt0aru90">https://www.youtube.com/watch?v=-EgEt0aru90</a></p> <p><b>Shared / Guided Reading:</b> Read the book, then talk about your favourite part of the book / favourite illustration.</p> <p><b>Independent writing:</b> Select a favourite illustration from the book to write about.</p>

M a t h s	<b>Group A</b> (emergent / sensory learners)	<p><b>Learning Intents:</b> To show an interest in the different properties of 2D shapes To show recognition of circles, squares and triangles To match 2D shapes</p>
	<b>Exploring 2D Shapes</b>	<p><b>Please select and work through some of the activities below repeating them daily through the week:</b></p> <ul style="list-style-type: none"> <li>Sing along to some shape songs for example <a href="https://www.youtube.com/watch?v=AnoNb2OMQ6s">https://www.youtube.com/watch?v=AnoNb2OMQ6s</a> Find some of these shapes around the house to engage with, feel around their sides and corners.</li> <li>Have a sensory shapes hunt with some 2D shapes- hide them in some flour, porridge oats or even baked beans. As you find them identify what they are or choose the symbol to represent them.</li> </ul>

- Use your finger, or something you can hold onto, to trace a shape with an adult in paint or a mixture of flour and water. Can you make the different shapes?
- Put different shapes together to make a train or house. What shape is the roof? What shape are the wheels?



### Group B

Exploring, identifying and describing 2D shapes.



#### Learning Intents:

- To demonstrate awareness of the names (word / symbols / sign) of 2D shapes
- To use some familiar words / symbols / signs to name and describe 2D shapes
- To pick out named 2D shapes from a collection

#### Please select and work through some of the activities below repeating them daily through the week:

- Go on a shape hunt around the house and put all the same shapes together. What are they called? What is the difference between a triangle and a square?
- Make different shapes out of string, playdough, biscuits, lollipop sticks, straws etc.
- Ask the adult working with you to choose a shape and then hide some of it with a cloth. Can you guess what it is?
- Cut some shapes out, place them on the floor, and ask the adult working with you to shout out a shape. Quickly make your way to that shape. Were you right?
- Look for shapes on your daily walk and take pictures of them. Does every house have the same shaped windows? Are all road signs triangles?



<p><b>Wider Curriculum</b></p>	<p style="text-align: center;"><b>Art Home and Habitats</b></p> <p>Homes collage:</p>  <p>Sit with your family and make a house each out of paper, felt, cardboard or anything you have to hand. Put all of your houses together in one place to make a collage.</p> <p>Or with an adult cut pictures of houses from a magazine/ print them from the internet. Stick them together to make a collage.</p>	<p style="text-align: center;"><b>Science Electricity in the Home</b></p> <p><b>Emergent Learners:</b></p> <ul style="list-style-type: none"> <li>Go out on a walk in the local area- Take pictures of solar panels, pylons and any other ways electricity comes into our homes.</li> <li>Use the link to help explain how electricity comes to our home <a href="https://www.switchedonkids.org.uk/what-is-electricity">https://www.switchedonkids.org.uk/what-is-electricity</a></li> </ul>	<p style="text-align: center;"><b>History Homes and Habitats</b></p> <p><b>Emergent Learners:</b></p> <ul style="list-style-type: none"> <li>Take a sensory walk in your local area, feeling the different textures of different building materials</li> <li>Can you find something rough and something smooth?</li> </ul>	<p style="text-align: center;"><b>DT / Food Tech Rice Krispy bird nests</b></p> <p><b>Ingredients:</b></p> <ul style="list-style-type: none"> <li>1 cup rice krispies</li> <li>100 g dark chocolate</li> <li>30 g butter</li> <li>1 tbsp golden syrup</li> <li>oil for brushing</li> <li>chocolate eggs for decorating</li> </ul> <p><b>Method:</b> <a href="https://www.mygorgeousrecipes.com/chocolate-rice-krispie-easter-nests/">https://www.mygorgeousrecipes.com/chocolate-rice-krispie-easter-nests/</a></p> 	<p style="text-align: center;"><b>MUSIC Rock and Rap Music</b></p> <p>Listen to a school kids rap <a href="https://www.youtube.com/watch?v=QBI_8qy6UvQ">https://www.youtube.com/watch?v=QBI_8qy6UvQ</a> and school of rock performance <a href="https://www.youtube.com/watch?v=kWjNXJNemml">https://www.youtube.com/watch?v=kWjNXJNemml</a> Are there any differences? Feel the different rhythms.</p> <ul style="list-style-type: none"> <li>Play a selection of rap music and rock music. Listen to KISS and Aerosmith. Listen to the sounds and instruments used. What do you like or dislike? What instruments are used in rap and rock music? Make a list.</li> <li>Use sensory brushes and sensory objects to feel the beat.</li> </ul>
<p><b>Health and Fitness</b></p>	<p>A selection of Yoga stories to work through: <a href="https://www.youtube.com/user/CosmicKidsYoga">https://www.youtube.com/user/CosmicKidsYoga</a></p> <p>A Tai Chi sequence for children you might like to try with your child: <a href="https://www.youtube.com/watch?v=YMVg5diOiMs&amp;t=42&amp;s">https://www.youtube.com/watch?v=YMVg5diOiMs&amp;t=42&amp;s</a></p> <p>PE with Joe Wicks: <a href="https://www.youtube.com/watch?v=zKhGfdSvG3s">https://www.youtube.com/watch?v=zKhGfdSvG3s</a></p>				