



Muslim Prayer Mats



Muslim Prayer Mats

Muslims pray five times a day. This is known as Salah and it is one of the five pillars of Islam. Muslims are called to pray at dawn, midday, afternoon, after sunset and a night. Besides standing, you bow and touch the ground with your forehead. Prayers are said facing towards Mecca.


While Muslims believe that it is best to pray within a Mosque, prayers may take place anywhere that is clean, dignified and large enough to make the worship movements.

The tradition of colourfully decorated prayer mats may have started with a humble rattan mat. Many prayer mats are woven in the Persian rug tradition, although they are much smaller in size. The design does not have to be symmetrical but does have a direction and it is always laid down facing Mecca. According to Islamic tradition, no person or animal is depicted on a prayer mat. They will often contain geometric patterns, verses from the Qur'an in Arabic and flowers (representing paradise) in the design.


Did you know that because sunrise and sunset move across the face of the Earth, the times that Muslims pray move as well. There is never a moment when someone is not praying towards Mecca.



Prayer Mat Motifs




Flowers - representing paradise.



Repeating geometric patterns.



Pictures of Mosques.



Arabic writing from the Qur'an. This reads 'Al Mali' ~ the King.

Which Islamic motifs do you like? Experiment with them, on an outline mat. Draw your ideas with pencil, then colour them in with felt tips or pencil crayons. Include a central motif, borders and intricate patterns.

Try to capture the unique colours of these beautiful rugs.



